


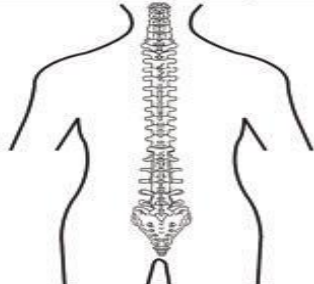


## 2022 Pediatric Thoracolumbar Spine Evaluation Spinal Precautions Logroll Guidelines

**Patients with suspected spinal injury should be transported immobilized so please remain cognizant of board times and minimize when possible**

- Protect the spine by keeping the patient flat and log-rolling
- Do not keep patient on board for longer than necessary (**2 hrs. maximum**)
- Only use the rigid board for patient movement (**don't use slider board to transfer patient**)
- Reassess sensory/motor function with every turn, transfer, and PRN
- Keep suction and airway equipment readily available for patients on logroll precautions
- Evaluate for risk factors associated with skin breakdown
- Consider placing a pillow under knees for comfort (**no lower extremity trauma or contraindication**)

# 2022 Pediatric Thoracolumbar Spine Evaluation Emergency Spinal Evaluation

<b>S.P.E.E.D</b> <i>SPinal Emergency Evaluation of Deficits</i>			
<b>Motor Scoring</b> Ankle or toe movement (please circle)		<b>Right</b>	<b>Left</b>
	None	0	0
	Flicker movement at toe or ankle	1	1
	Definite movement at toe or ankle	2	2
<b>Sensory Scoring</b> Light touch S1 (please circle)		<b>Right</b>	<b>Left</b>
	None	0	0
	Altered	1	1
	Normal	2	2
<b>Exclusion high cervical injury</b> Light touch C3 (please circle)		<b>Midline</b> (Jugular notch)	
		None	
		Altered	
		Normal	
<b>Confirmation of cervical SCI</b> Hand grip (please circle)		<b>Right</b>	<b>Left</b>
"Can you squeeze my hand"		None	None
		Weak	Weak
		Strong	Strong
<b>Approximate location of spinal pain</b> Please mark on diagram:			

SPinal Emergency Evaluation of Deficits (SPEED) assessment. Color image is available online at [www.liebertpub.com/neu](http://www.liebertpub.com/neu)